

NASA DEVELOP Citation Guide

The PC Team Presents: Everything you always wanted to know about properly citing your sources and data



APA Style

- American Psychological Association
- Writing style and format for academic documents
- Commonly used in the social sciences
- The latest version is APA 7 (released Oct 2019)






In-text citations



In-text Citations

- Include an **in-text citation** when you refer to, summarize, paraphrase, or quote from another source.
- For every in-text citation in your paper, there must be a **corresponding entry** in your reference list.
- APA **in-text citation** style uses the author's last name and the year of publication.



Examples

- Previous research found that the grass was greener on the other side of the fence (Clayton, 2015).
- According to Clayton (2015), the grass was greener on the other side of the fence.
- Clayton (2015) found that the grass was greener on the other side of the fence.

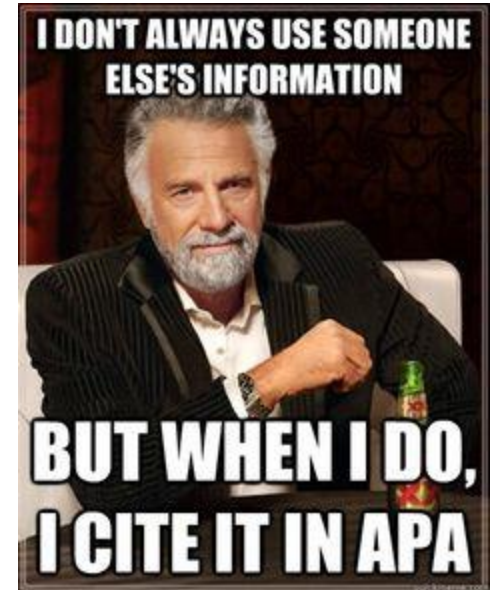


Don't Get Tripped Up by More Than One Author

- **One author:** (Clayton, 2015)
- **Two authors:** (Clayton & Rousseau, 2016)
- **Three to five authors:** (Clayton et al., 2017)
 - **Exception:** multiple works with the same first author & year

Clayton, Ruiz, Rousseau, Bartkovich, & Lubkin (2017) → (Clayton, Ruiz, Rousseau, et al., 2017)

Clayton, Ruiz, Ross, McCartney, & Lubkin (2017) → (Clayton, Ruiz, Ross, et al., 2017)






Reference List



APA Reference Lists

- Your reference list **provides the information** necessary for a reader to **locate and retrieve** any source you cite in the body of the paper.
- Each source you cite in the paper **must appear** in your reference list.
- Each entry in the reference list **must be cited** in your text.



APA Reference List Basics

- Start your reference list on a **new page**.
- Reference list entries should be **alphabetized** by the last name of the first author of each work.
- For multiple articles by the **same author**, or authors listed in the same order, list the entries in **chronological order**, from earliest to most recent.
- Use **hanging indentation**. All lines after the first line of each entry should be indented one-half inch from the left margin.



Capitalization & Formatting

- For titles of books, chapters, articles, reports, or webpages, **capitalize only the first letter of the first word** of a title and subtitle, the first word after a colon or a dash in the title, and proper nouns.
- For titles of journals, **capitalize all major words**.
- Do not abbreviate journal titles.
- Journals and books are *italicized*. Shorter works are not.



Rules by Author:

- **One author:** Last name first, followed by author initials
- **Two authors:** List by their last names and initials. Use an ampersand instead of "and."
- **Three to twenty authors:** List by author last names and initials; commas separate author names; the last author name is preceded by an ampersand.
- **More than twenty authors:** List by last names and initials; commas separate author names. After the nineteenth author's name, use an ellipses in place of the author names. Then provide the final author name without an ampersand. There should be no more than twenty names.

Example:

Miller, F. H., Choi, M. J., Angeli, L. L., Harland, A. A., Stamos, J. A., Thomas, S. T., . . . Rubin, L. H. (2009). Web site usability for the blind and low-vision user. *Technical Communication*, 57, 323-335.



Format

Journal Article:

Author, A. A., Author, B. B., & Author, C. C. (Year). Title of article. *Title of Journal*, volume number(issue number), page numbers. <http://doi.org/xx.xxxx/yyyyy>

Webpage / Online Content:

Author or Group name. (Year, Month Date). *Title of page*. Site name. <http://www.someaddress.com/full/url/>
→ If an author or group name is not listed, begin with the page title.

Online News Article:

Newspaper: Author, A. A. (Year, Month Date). Title of article. *Title of Publication*. <http://www.someaddress.com/full/url/>
Other: Author, A. A. (Year, Month Date). *Title of article*. Name of publishing website. <http://www.someaddress.com/full/url/>

Article or Chapter in an Edited Book:

Author, A. A., & Author, B. B. (Year). Title of chapter. In E. E. Editor & F. F. Editor (Eds.), *Title of work: Capital letter also for subtitle* (pp. pages of chapter). Publisher. <http://doi.org/xx.xxxx/yyyyy> (if available)
→ If the content is different or abridged from the physical book, add [eBook edition] after the title and swap DOI for URL

Dataset:

Organization or author of data. (Year). *Title of data set* (Version #) [Data set]. Publisher Name. DOI or URL

alternatively → [Description of untitled] [Unpublished raw data] Source of Unpublished Data.






Citing data



Citing Data

- The best practice is to cite **ALL datasets**. However, you **MUST** cite NASA data products in the reference section of your tech paper. Contact the Project Coordination team for help!
- Cite data products using **APA format**. If you find a data citation on a NASA website, check the format. You might have to rearrange some information.
- Connect the citations to the text of your tech paper; try to include the product short name under the data acquisition in your methods.



ESA Data (Sentinel-2)

- Projects using any ESA Sentinel data MUST include the following text: **“This material contains modified Copernicus Sentinel data (yyyy i.e. 2017), processed by ESA”**
- If the data has been processed by individuals or organizations other than ESA, we should also provide credit to those entities.

Example: Copyright contains modified Copernicus Sentinel and Landsat data (2015–16), processed and analysed by Humboldt University Berlin/P. Griffiths (ESA Living Planet Research Fellow). Data preprocessing: NASA and Harmonized Landsat–Sentinel initiative
http://www.esa.int/spaceinimages/Images/2017/08/Mapping_Germany_s_agricultural_landscape



Citing NASA Data

Each NASA Distributed Active Archive Center (DAAC) provides information and examples on how to cite and reference its data and services. Some NASA data requires an additional acknowledgement similar to the Sentinel mandatory statement.

- **ASDC** - <https://eosweb.larc.nasa.gov/citing-asdc-data>
- **ASF DAAC** - <https://www.asf.alaska.edu/about/how-to-cite-data/>
- **CDDIS** - http://cddis.gsfc.nasa.gov/About/Citing_our_data.html
- **GES DAAC** - http://daac.gsfc.nasa.gov/additional/citing-our-data/data_citation.shtml
- **GHRC DAAC** - <https://ghrc.nsstc.nasa.gov/home/about-ghrc/citing-ghrc-daac-data>
- **LAADS DAAC** - http://modaps.nascom.nasa.gov/services/faq/LAADS_Data-Use_Citation_Policies.pdf
- **LP DAAC** - https://lpdaac.usgs.gov/citing_our_data
- **NSIDC DAAC** - <http://nsidc.org/data/citations.html>
- **OB.DAAC** - <https://oceancolor.gsfc.nasa.gov/citations/>
- **ORNL DAAC** - http://daac.ornl.gov/citation_policy.html
- **PO.DAAC** - <http://podaac.jpl.nasa.gov/CitingPODAAC>
- **SEDAC** - <http://sedac.ciesin.columbia.edu/citations>

All NASA data sources **MUST** be cited using [Data DOIs](#)





DOIs



What is a DOI?

- Digital Object Identifiers, or DOIs, are unique alphanumeric strings used to identify a digital object and provide a permanent link online

-doi:[prefix]/[suffix]

Prefix - 10.[number] where number identifies registrant agent

5067 - NASA

5066 - USGS

Suffix - uniquely identifies the data item and its format is assigned and managed by the registrant agent



Why Use DOIs?

- To provide persistent identification for easier access to research data
- To find definitive documentation & creation of the data
- To increase verification and validation of scientific results
- NASA DAACs use DOIs in the published literature to track the use and relevance of their data products

**We require you to use DOIs when citing NASA products,
but please use them for other citations too, when available!**



How to Find a DOI

- Look for identifying information
 - What NASA Distributed Active Archive Center (DAAC) holds the data?
 - What is the product title?
 - What is the product short name?
- Check out NASA's EOSDIS DOIs Status and Listing page below!
 - This is your best resource for NASA product DOIs. Once you know one piece of identifying information listed above, you can find everything you need to correctly cite your data - DOI, product title, creator, distributor, & publication year.

<https://wiki.earthdata.nasa.gov/display/DOIsforEOSDIS/EOSDIS+DOIs+Status+and+Listing>



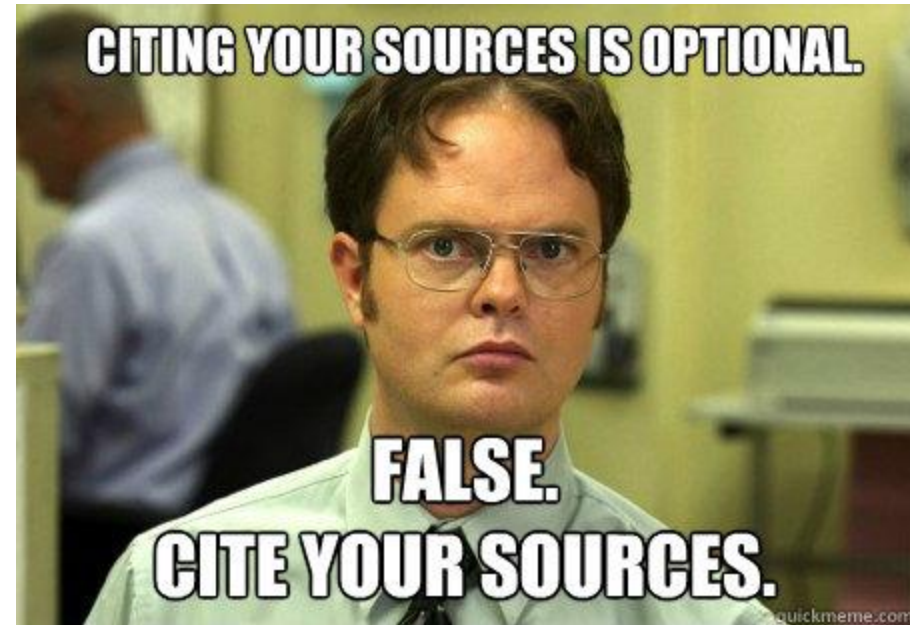
DOI Resources

- [DOI System Website](#)
- [DataCite](#)
- [NASA EOSDIS DOIs Status and Listing](#)



For More Information:

- Visit the [Purdue Online Writing Lab](#)
- Contact the Project Coordination team



References

Purdue Online Writing Lab. (n.d.). *APA formatting and style guide (7th edition)*.

Purdue Online Writing Lab. https://owl.purdue.edu/owl/research_and_citation/apa_style/apa_formatting_and_style_guide/general_format.html

University of Southern California Libraries. (2021, Aug 31). *APA style 7th edition:*

Citing your sources. USC Libraries Research Guides. <https://libguides.usc.edu/APA7th>

